

Draft Horse

and Draft Horse Basics

4-H Project Newsletter

This DRAFT HORSE Project Newsletter contains information specific to the DRAFT HORSE Project. Please use it in conjunction with the General 4-H Information Bulletin, so that you are aware of Achievement Day completion requirements as well as general opportunities and information pertaining to all 4-H members. This Project Newsletter, as well as the General 4-H Information Bulletin, will be updated in December of each year, if necessary, based on changes made at the 4-H Nova Scotia Annual General Meeting.

Welcome to the 4-H Draft Horse Project! This newsletter will give you an overview of the Draft Horse project, answer some of your questions concerning expectations of the project, and provide you with project ideas and some resources. Project newsletters are an excellent reference to keep on hand to refer to throughout the year. Enjoy your year in the Draft Horse project and when working on your project, remember to "Learn to do by Doing." If you have any questions, please contact your Regional Agriculture Extension Coordinator (AEC).

Draft Horse Project Work Requirements

On Achievement Day, Draft Horse members must complete showmanship with their registered 4-H Draft Horse. Members may show their 4-H Draft Horse in a halter or a bridle which is suitable to that attire and draft horses/halflingers/draft ponies must be braided for showmanship at Achievement Days, County shows, exhibitions & 4-H Show.

Draft Horse Basics Members in addition to a showmanship class, must also exhibit a report or display on some aspect of horsemanship and should involve a horse (**Clarification at 4-H NS AGM 2012**) The horse which Horse Basics member shows must be a 4-H registered animal for the current year.

Record sheet note: There is a specific Horse Basics record sheet which differs from the other horse projects.

DRESS CODE:

Helmets: All 4-H members (Junior & Senior) must wear a SEI-ASTM approved equestrian helmet that is properly fitted and fastened at all times when driving or riding in a horse drawn vehicle at 4-H events. (4-H NS AGM 2009)

Draft Horse/Pony:

Boys - Long sleeved shirt and dress pants.

Girls - Dress, skirt or dress pants and long-sleeved blouse.

Hard soled boots with steel toes are encouraged for all members' safety. A tie is optional.

Driving Class: "Sunday" attire or the above dress code depending on type of vehicle begin used.

Livestock Registration

4-H members must select their 4-H animals by May 1st of the current 4-H year, and must submit livestock registration information to the Regional AEC by May 15th of the current 4-H year. This information is necessary to assist with county show/exhibition planning, including judges, class schedules, awards, etc. The following information must be submitted for Livestock Registration requirements: name of member, junior member/senior member, conformation class entered, sex of animal, breed of animal, and date of birth of animal.

4-H animals may be substituted between the registration deadline of May 15th and Achievement Day in the case of injury, sickness, disease or death of the animal. If an animal is to be substituted prior to Achievement Day, pre-approval from the Regional AEC is necessary. A vet certificate may be required. After Achievement Day, no substitutions are permitted. 4-H members who complete their livestock project with their own registered/approved animal on Achievement Day may use another 4-H member's 4-H animal in a showmanship class at county show/exhibition and the 4-H Nova Scotia Show.

Horse Basics Members must show a registered 4-H Horse and should register the horse they plan to use for their Showmanship class, on the Livestock Registration Sheets due on May 15th of the current year.

REGULATIONS AND STANDARDS BOOK:

An updated "4-H Light Horse Leaders' Guide, Regulations and Standards" book has been put in effect for 2014 (**4-H NS AGM 2013**). The information contained in the previous edition of this book in regard to the draft horse project can be found below. The most up-to-date Rule information for all Draft horse projects is contained in this newsletter. Please refer to this newsletter first as the Rules and Regulations are not updated on a yearly basis. If you have questions, please contact your Agriculture Extension Coordinator

DRAFT HORSE OR DRAFT PONY PROJECT RULES

Mane and tail preparation will be awarded separate point values to be combined for an overall total score and a special class will be held. All competitors will start and complete the class at the same time.

A harness class will be split between draft horse and draft pony (**Clarification, 4-H NS AGM 2013**). The member must provide a suitable vehicle for the class - a two or four-wheel vehicle is acceptable.

Draft project horses shall be shown in halter or bridle. Foals shall be shown in a halter.

Members who are doing the driving portion of the draft project are asked to make their Regional Agriculture Extension Coordinator aware at the time of livestock registration.

Draft Horse Members must use the draft horse that they registered for 4-H, in Mane and Tail, and Cart Classes, at County and Provincial Level Competition (**4-H NS AGM 2008**). Members may borrow a Draft Horse for competition in Showmanship Classes Only at County and Provincial Level Competition provided the borrowed horse is registered for the 4-H program and is not already being used in the same class.

Back numbers for Draft Horse will be assigned and provided at 4-H Nova Scotia Provincial Show.

Senior Draft Classes, when possible, will be followed by Junior Draft Classes at the 4-H Nova Scotia Provincial Show.

Junior, Senior, and Champion Mane & Tail Classes will run concurrently at the 4-H Nova Scotia Provincial Show.

In the 4-H Draft Horse project, the Mane and Tail Braiding will take place where the animal can be safely tied in a stall to keep members and animals as safe as possible (**4-H NS AGM 2013**).

For safety reasons members in Draft Horse Driving must have a header with horse handling experience, and Junior Members must have an assistant, also wearing a helmet, in the cart. (**4-H NS AGM 2007 & 2009**). (See Dress Code: Helmets in this newsletter)

Only 4-H Registered animals that qualify for 4-H Nova Scotia Provincial Show and have been exhibited in the current 4-H Year can be housed at the show. Hence, no foals may accompany mares at the Show.

The Draft Horse Mane and Tail Braiding competition be extended by ten minutes to a 30-minute time limit. (**4-H NS AGM 2019**)

SHOWMANSHIP, MEMBERS WILL BE JUDGED ON:

- Appearance of Horse (groomed, braided, condition)
- Appearance of Exhibitor (attire)
- Showing Techniques in the Ring (leading, posing, pattern, alertness)
- A show bridle should be used
- At 4-H show you can use another member's horse in showmanship if you did not bring yours
- Show Sticks may be used

MANE & TAIL BRAIDING, MEMBERS ARE JUDGED ON:

- Neatness, even tension, straightness of braid, tightness of tail and degree of completeness at end of 30 minutes and no signs of ties/strings.
- At 4-H show members will be given 30 minutes **(4-H NS AGM 2019)** to braid a showmanship mane (to the withers) as well as the tail and put in decorations.
- Undocked tails are to be braided. For example, they can be French braided to the end of the tail bone and the remaining tail placed into a bun.
- Fetlocks are not included in the braiding but if desired can be braided before the class.

DRIVING CLASS, MEMBERS ARE JUDGED ON:

- How the member handles the horse in a driving class, the vehicle can be a 2 or 4 wheeled. The purpose of the vehicle can be either work or show. For example, there may be many types of exhibits in the Driving class. For example:
 - That of a Sunday drive cart or wagon in "Sunday" attire
 - That of a working nature i.e.) work wagon or show wagon suitable for a single horse
- Members will be asked to work both ways of the ring at any gait requested by the judge and may be asked to execute a figure of eight and perform any other appropriate tests.
- Members must have a header (member or adult) available for line-up
- Members can have a second person on the vehicle for safety reasons
- Members can have assistance harnessing and hooking up vehicle provided they are helping and it is not being done for them.
- Members should have a whip in hand if they are comfortable driving with a whip.

GROUND DRIVING CLASS GUIDELINES:

Harness Required: A back strap/saddle girth, well secured so that it will not slip, bridle, and reins. Breeching is not required in this class. Reins should be run through the tug loops rather than the turrets, as it is not safe to ground drive using the turrets. Tug loops should be secured down under the belly. For senior members, a whip may be held if the member is comfortable using one when they drive and is encouraged that the member has it as it is for safety. A hull harness is ok but the traces and breeching must be secured in a manner as to not interfere with the horse's movement, and so that they do not drag on the ground.

Member attire: Members must wear a helmet, steel toed boots, and show attire, including gloves. Members should not wear an apron.

Competition: This is an event which consists of a member-horse team completing a pre-determined pattern consisting of obstacles. Members will complete the pattern one at a time. For safety, the course is to be completed at a walking pace only. The pattern will be posted before the competition ensuring adequate time to understand and practice the pattern. Juniors and Seniors will have different patterns. Junior patterns will consist of three obstacles, senior patterns will consist of five obstacles.

Ground driving must be completed in a closed ring or arena. Members will line up at one end of the ring, out of the way of the course. Junior members must have a header (member or adult) available for line-up.

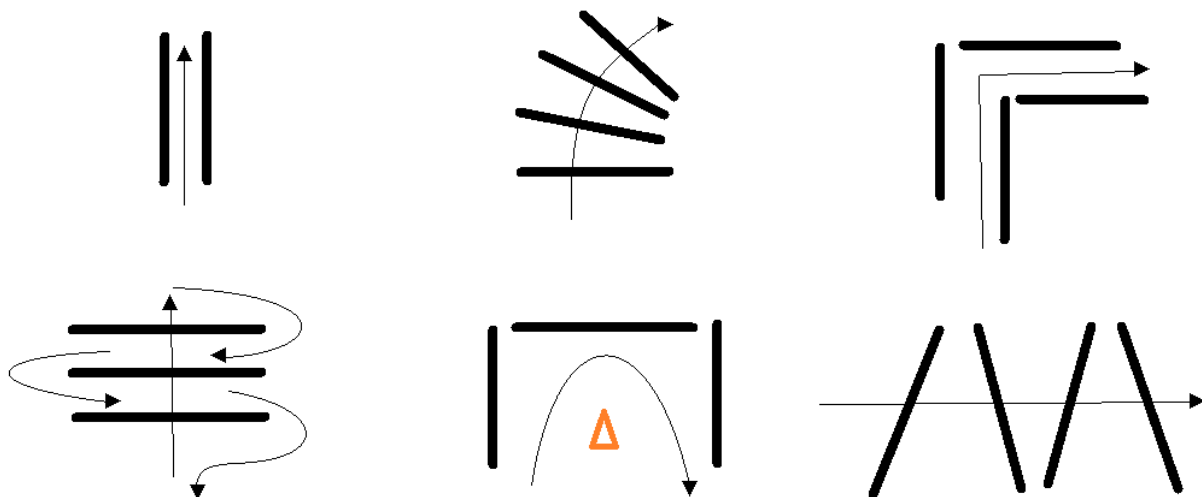
Course maneuvers in may include:	Course obstacles may include:
<ul style="list-style-type: none"> • Straight lines • Circles • Halting • Backing • Figure eights • Serpentine 	<ul style="list-style-type: none"> • Cones/pylons • Bridges • Foliage/trees/brush • Poles • Hoops

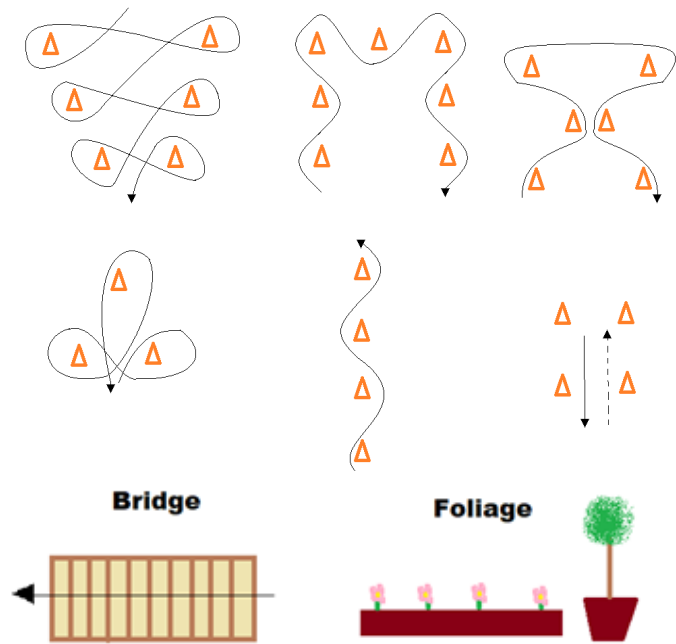
NOTE: Obstacles which require the member to let go of the reins are not permitted. E.g. gates, picking up items, etc.

Evaluation:

- The course is to be completed in-hand with the members remaining behind the horse at all times.
- Vocal commands are allowed (talking to the horse should not be frowned upon, as encouragement may be needed to get the horse through an obstacle).
- The course will be timed, starting when the horse passes between two starting cones, and ending when the member passes through the finishing cones.
- The competition is judged on completion of the obstacles. Up to five points will be awarded for completing each obstacle without fault or up to five points will be subtracted from the score if there is a fault on each obstacle.
- A pattern will be posted prior to the competition, using acceptable obstacles. Junior patterns will consist of three obstacles, senior patterns consist of five obstacles.
- Points can be subtracted for trotting through the course, going off-course, or completing the obstacle incorrectly.

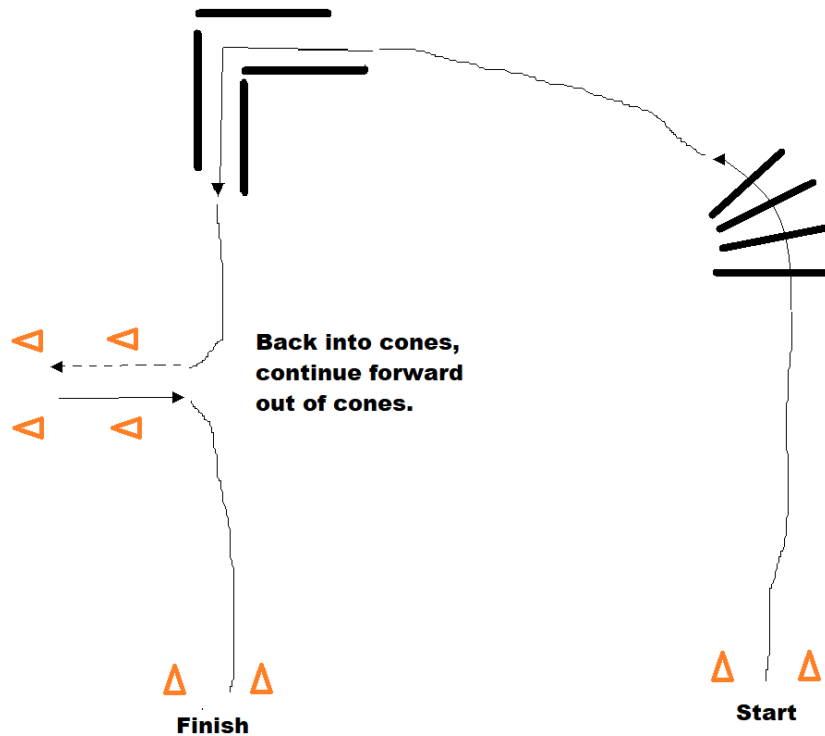
Examples of acceptable obstacles and maneuvers:



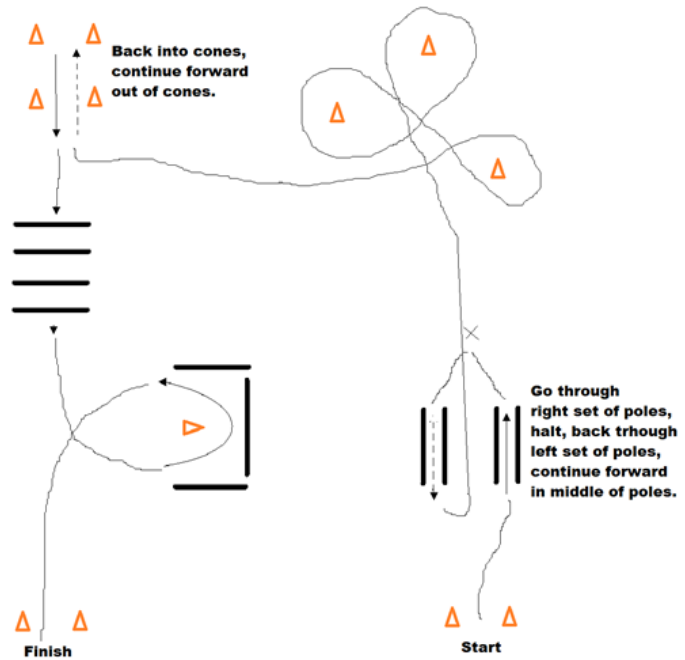


*Long flower boxes can be used as poles and trees and branches can be used in various ways, for example; placed in cones.

Example of Junior pattern:



Example of Senior pattern:



4-H NOVA SCOTIA PROVINCIAL SHOW CLASS & SECTIONS:

Each county is eligible to send the top two junior and top two senior Draft Horse members to the 4-H Nova Scotia Provincial Show for the following classes:

CLASS #1: SECTION #22: DRAFT HORSE JUDGING

CLASS #2: SECTION #10: DRAFT HORSE SHOWMANSHIP

Each county is eligible to send the top two junior and top two senior Draft Horse members to the 4-H Nova Scotia Provincial Show for the following class:

CLASS #53: DRAFT HORSE

SECTION 1:	Junior Mane and Tail Braiding
SECTION 2:	Senior Mane and Tail Braiding
SECTION 3:	Junior Driving Class
SECTION 4	Senior Driving Class
SECTION 5:	Junior Ground Driving
SECTION 6:	Senior Ground Driving

Please note that the National Farm Animal Code of Practice should be followed when housing animals for 4-H events.

These standards can be found at: <http://www.nfacc.ca/>

PROJECT MEETING IDEAS:

Veterinarian presentation on horse diseases; judging practices at neighboring horse stables; a session with a farrier about hoof care and proper shoeing; visit to a horse breeding farm; many horse breed organizations have audio-visual material, check with registered horse owners in your area; a session on proper care and safe tacking of your horse or pony; judging practices with other 4-H Clubs; fun trail rides or horse shows. An excellent resource (video) "Every Time Every Ride" deals with the importance of wearing a helmet is available from your Agriculture Extension Coordinator.

RESOURCES:

In November 2008, a DVD set (4) titled 4-H Horsemanship was forwarded to all registered Horse Leaders in the Province. The resource deals with a wide range of topics - everything from haltering and grooming to specifics on reining. It has a great amount of detail on the 4 DVDs. If you are a horse leader and you have not received this resource, please contact your Agriculture Extension Coordinator.

NOVA SCOTIA EQUESTRIAN FEDERATION: 4-H Members do have the opportunity to join the NS Equestrian Federation. There are both Individual and Family rates available and with membership comes Insurance - Accident and Liability, etc. There are also other insurance options available with the membership. For more information, contact the Nova Scotia Equestrian Federation at nsefmembership@sportnovascotia.ca or visit the website at www.horsenovascotia.ca

CONTAGIOUS/INFECTIOUS DISEASE & QUARANTINE:

4-H members, leaders, parents and livestock owners are reminded that 4-H achievement days and shows are showcases for the 4-H program, and the agricultural industry in this province. They are reminded that infectious diseases can be transmitted during transport, as well as at the show. As such, it is strongly recommended for the protection of the public, participants, and the animals at the show, that animals having or showing signs of infectious diseases not be brought to shows. As well, livestock exhibitors and owners must understand that in attending 4-H Shows, there is a risk of their animal contracting disease regardless of the best efforts of all involved.

If you suspect that your animal has a contagious/infectious disease, please contact your local vet immediately and learn more about the consequences, treatment, and transmission of the disease.

A brochure providing additional information on "Infectious and Contagious Diseases Affecting 4-H Livestock" is available. If you wish to receive a copy by mail or email, please contact your AEC for this information. It contains important information for all livestock members on this topic and will be critical to review with 4-H Clubs, livestock owners, and your local veterinarian when making decisions about attending 4-H achievement days and shows.