

Logging into an Active Commit to Kids Account

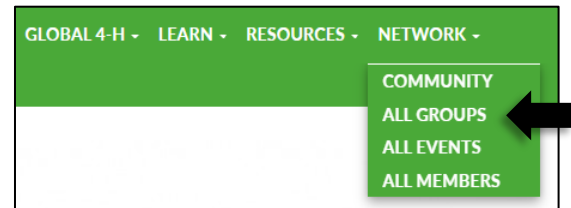


1. Visit 4-h-learns.org. Select **Log In** at the top right of the page to access your personal 4-H LEARNS account.



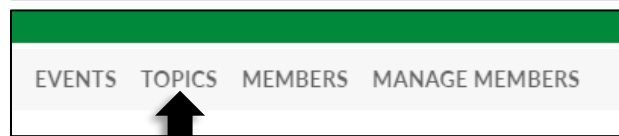
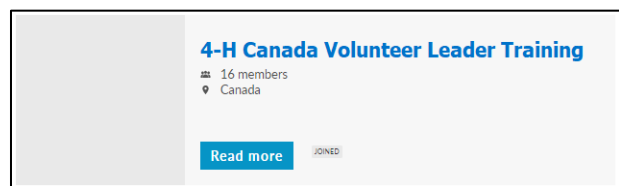
2. Hover over **Network** in the menu to access the drop-down menu.

Click on **All Groups**.



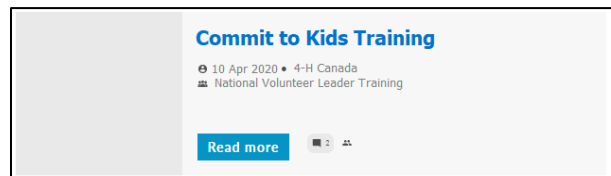
3. From the All Groups page, find and click the **4-H Canada Volunteer Leader Training**.

In the group, click on **Topics**.




4. Find **Commit to Kids Training** topic and click to open.

Scroll on the page until you find the section about Accessing Your Current Commit to Kids Account. Click on the link <https://vta.c3p.ca/app/en/>



5. You will be brought to the Canadian Centre for Child Protection Virtual Training Academy Log In page.

Enter your email and password and click **Log-In** button.





- This page will list any training programs that you have registered for with the Canadian Centre for Child Protection.

Locate and click [Commit to Kids – Child Sexual Abuse Prevention Training for those Working with Children](#).



- Continue working through the course modules and the Knowledge Validation Test by clicking the links. You can also download the training handout from the link on the right.

When you complete your training, and pass the Knowledge Validation Test, you will receive your certificate of completion. Please download and save this document in your own personal files.

